

NYULH LI Women's Wellness Clinic - Meaningful Engagement

Identifier (i.e., Patient A, Employee B, Respondent 1) or Name (only if requested by stakeholder)	Date(s) of outreach	What required stakeholder group did they represent?	Is this person/organization a
---	---------------------	---	-------------------------------

NYULH LI Women's Wellness Clinic - Meaningful Engagement

Respondent 010	6/18/2024	residents of the SURMHFW area	Yes	In Person	Yes	Yes	En cuanto a lo de la mudanza de la clínica, me parece muy bien, porque para mí como vivo cerca, entonces me quedaría más cerca del lugar donde yo vivo para transportarme, además que en la clínica donde llevo mis niños está ahí mismo, entonces ya no tendría que andar en diferentes lugares por mi cita y por mis hijos. Entonces ya así puede hacer citas como para el mismo día, porque estarían en el mismo lugar, solo que trataría de acomodar las horas para la cita de los niños y tanto para las mías. / Translation: As for moving the clinic, it seems very good to me, because for me, since I live nearby, then I would stay closer to the place where I live for transportation, plus the clinic where I take my children is right there, so I would not you can make appointments for the same day, because they would be in the same place, only that I would try to accommodate the times for the children's appointment and both for mine.
Patient 011	6/18/2024	residents of the SURMHFW area	Yes	No show (see Notes)			
Respondent 012	6/18/2024	residents of the SURMHFW area	Yes	In Person	Yes	Yes	Como ya le dije, de que me queda más cerca, si me ven en cuenta si me cobran menos. Ya si me vengo caminando también o menos, entonces porque ya hasta acá le cobra más el taxi oro. Entonces ya está ahí, Es un dólar menos. Entonces, para mí, estoy de acuerdo. / Translation: As I already told you, it's closer to me, if they (taxis) WDNH LW LQWR DFFRXQW WKH\ FKDUJH PH OHVV 1 walk]. Because to come to here [current location], the taxi charges more. So to there > QHZ ORFDWLRQ@ LW V D GROODU OHVV 6R IRU P
Respondent 013	6/25/2024	public health experts	Yes	Zoom interview	Yes	No	
Respondent 014	6/26/2024	public health experts	Yes	Zoom interview	Yes	Yes	You know, I appreciate that the state and the facility is asking our opinion in the 1st place and I also appreciate in this particular instance, that you know the co-locating of the 2 practices together, and the thoughtfulness of the location, is just like, this is a best case scenario, I think, for any move that might take place. You know it's not moving too far. It's added value. And I just think, I appreciate that NYU has taken the time, I'm sure they thought this out and someone planned it out this way, and I think it's great.
Respondent 015	6/27/2024	public health experts	Yes	Zoom interview	Yes	No	

NYULH LI Women's Wellness Clinic - Scoping Sheet 1

Label	Estimate	Margin of Error	Percent	Percent Margin of Error	Estimate	Margin of Error	Percent	Percent Margin of Error	Estimate	Margin of Error	Percent	Percent Margin of Error
SEX AND AGE (Census Table DP05)												
Total population	26,138	±962	26,138	(X)	47,515	±2,521	47,515	(X)	25,751	±1,885	25,751	(X)
Male	13,276	±655	50.80%	±1.6	23,509	±1,559	49.50%	±1.4	12,576	±1,149	48.80%	±1.9
Female	12,862	±631	49.20%	±1.6	24,006	±1,260	50.50%	±1.4	13,175	±967	51.20%	±1.9
Sex ratio (males per 100 females)	103.2	±6.7	(X)	(X)	97.9	±5.4	(X)	(X)	95.5	±7.3	(X)	(X)
Under 5 years	1,121	±198	4.30%	±0.7	2,672	±542	5.60%	±1.0	1,458	±336	5.70%	±1.1



NYULH LI Women's Wellness Clinic - Scoping Sheet 1

Label

SEX AND AGE (Census Table DP05)

Total population

Male

Female

Sex ratio (males per 100 females)

Under 5 years

5 to 9 years

10 to 14 years

15 to 19 years

20 to 24 years

25 to 34 years

35 to 44 years

45 to 54 years

55 to 59 years

60 to 64 years

65 to 74 years

75 to 84 years

85 years and over

Median age (years)

RACE (Census Table DP05)

Total population

One race

Two or more races

One race

White

Black or African American

American Indian and Alaska Native

Asian

Native Hawaiian and Other Pacific Islander

Some other race





NYULH LI Women's Wellness Clinic - Scoping Sheet 1

Label

SEX AND AGE (Census Table DP05)

Total population

Male

Female

Sex ratio (males per 100 females)

Under 5 years

5 to 9 years

10 to 14 years

15 to 19 years

20 to 24 years

25 to 34 years

35 to 44 years

45 to 54 years

55 to 59 years

60 to 64 years

65 to 74 years

75 to 84 years

85 years and over

Median age (years)

RACE (Census Table DP05)

Total population

One race

Two or more races

One race

White

Black or African American

American Indian and Alaska Native

Asian

Native Hawaiian and Other Pacific Islander

Some other race

Two or more races

HISPANIC OR LATINO AND RACE (Census Table DP05)

Total population

Hispanic or Latino (of any race)

Not Hispanic or Latino

HEALTH INSURANCE COVERAGE (Census Table DP03)

Civilian noninstitutionalized population

With health insurance coverage

With private health insurance

With public coverage

No health insurance coverage

DISABILITY STATUS OF THE CIVILIAN  
NONINSTITUTIONALIZED POPULATION  
(Census Table DP02)

Total Civilian Noninstitutionalized Population









NYULH LI Women's Wellness Clini, /F1 9.96 Tf 1 0 0 1 50.b-(es)

NYULH LI Women's Wellness Clinic - Scoping Sheet 1

Label

SEX AND AGE (Census Table DP05)

Total population

Male

Female

Sex ratio (males per 100 females)

Under 5 years

5 to 9 years

10 to 14 years

15 to 19 years

20 to 24 years

25 to 34 years

35 to 44 years

45 to 54 years

55 to 59 years

60 to 64 years

65 to 74 years

75 to 84 years

85 years and over

Median age (years)

RACE (Census Table DP05)

Total population

One race

Two or more races

One race

White

Black or African American

American Indian and Alaska Native

Asian

Native Hawaiian and Other Pacific Islander

Some other race

Two or more races

HISPANIC OR LATINO AND RACE (Census Table DP05)

Total population

Hispanic or Latino (of any race)

Not Hispanic or Latino

HEALTH INSURANCE COVERAGE (Census Table DP03)

Civilian noninstitutionalized population

With health insurance coverage

With private health insurance

With public coverage

No health insurance coverage

DISABILITY STATUS OF THE CIVILIAN  
NONINSTITUTIONALIZED POPULATION

(Census Table DP02)

Total Civilian Noninstitutionalized Population

With a disability





NYULH LI Women's Wellness Clinic - Scoping Sheet 1

Label

SEX AND AGE (Census Table DP05)

Total population

Male

Female

Sex ratio (males per 100 females)

Under 5 years

5 to 9 years

10 to 14 years

15 to 19 years

20 to 24 years

25 to 34 years

35 to 44 years

45 to 54 years

55 to 59 years

60 to 64 years

65 to 74 years

75 to 84 years

85 years and over

Median age (years)

RACE (Census Table DP05)

Total population

One race

Two or more races

One race

White

Black or African American

American Indian and Alaska Native

Asian

Native Hawaiian and Other Pacific Islander

Some other race

Two or more races

HISPANIC OR LATINO AND RACE (Census Table DP05)

Total population

Hispanic or Latino (of any race)

Not Hispanic or Latino

HEALTH INSURANCE COVERAGE (Census Table DP03)

Civilian noninstitutionalized population

With health insurance coverage

With private health insurance

With public coverage

No health insurance coverage

DISABILITY STATUS OF THE CIVILIAN  
NONINSTITUTIONALIZED POPULATION  
(Census Table DP02)

Total Civilian Noninstitutionalized Population

With a disability





# NYULH LI Women's Wellness Clinic - Scoping Sheet 1

Label

## SEX AND AGE (Census Table DP05)

Total population

Male

Female

Sex ratio (males per 100 females)

Under 5 years

5 to 9 years

10 to 14 years

15 to 19 years

20 to 24 years

25 to 34 years

35 to 44 years

45 to 54 years

55 to 59 years

60 to 64 years

65 to 74 years

75 to 84 years

85 years and over

Median age (years)

## RACE (Census Table DP05)

Total population

One race

Two or more races

One race

White

Black or African American







NYULH LI Women's Wellness Clinic - Scoping Sheet 1

Label

SEX AND AGE (Census Table DP05)

Total population

Male

Female

Sex ratio (males per 100 females)

Under 5 years

5 to 9 years

10 to 14 years

15 to 19 years

20 to 24 years

25 to 34 years

35 to 44 years

45 to 54 years

55 to 59 years

60 to 64 years

65 to 74 years

75 to 84 years

85 years and over

Median age (years)

RACE (Census Table DP05)

Total population

One race

Two or more races

One race

White

Black or African American

American Indian and Alaska Native

Asian

Native Hawaiian and Other Pacific Islander

Some other race

Two or more races

HISPANIC OR LATINO AND RACE (Census Table DP05)

Total population

Hispanic or Latino (of any race)


Not Hispanic or Latino

HEALTH INSURANCE COVERAGE (Census Table DP03)

Civilian no TJ ET Q984 Tf 1 0 0 1 52.32 145.1 Tm 0



# NYULH LI Women's Wellness Clinic - Scoping Sheet 1



Label

SEX AND AGE (Census Table DP05)

Total population

Male

Female

Sex ratio (males per 100 females)

Under 5 years

5 to 9 years

10 to 14 years

15 to 19 years



NYULH LI Women's Wellness Clinic - Scoping Sheet 1

Label

SEX AND AGE (Census Table DP05)

Total population

Male

Female

Sex ratio (males per 100 females)

Under 5 years

5 to 9 years

10 to 14 years

15 to 19 years

20 to 24 years

25 to 34 years

35 to 44 years

45 to 54 years

55 to 59 years

60 to 64 years

65 to 74 years

75 to 84 years

85 years and over

Median age (years)

RACE (Census Table DP05)

Total population

One race

Two or more races

One race

White

Black or African American

American Indian and Alaska Native

Asian

Native Hawaiian and Other Pacific Islander

Some other race

Two or more races

HISPANIC OR LATINO AND RACE (Census Table DP05)

Total population

Hispanic or Latino (of any race)

Not Hispanic or Latino

HEALTH INSURANCE COVERAGE (Census Table DP03)

Civilian noninstitutionalized population

With health insurance coverage


With private health insurance

With public coverage

No health insurance coverage

DISABILITY STATUS OF THE CIVILIAN










NYULH LI Women's Wellness Clinic - Scoping Sheet 1



Label



# NYULH LI Women's Wellness Clinic - Scoping Sheet 1

Label

## SEX AND AGE (Census Table DP05)

Total population

Male

Female

Sex ratio (males per 100 females)

Under 5 years

5 to 9 years

10 to 14 years

15 to 19 years

20 to 24 years

25 to 34 years

35 to 44 years

45 to 54 years

55 to 59 years

60 to 64 years

65 to 74 years

75 to 84 years

85 years and over

Median age (years)

## RACE (Census Table DP05)

Total population

One race

Two or more races

One race

White

Black or African American

American Indian and Alaska Native

Asian

Native Hawaiian and Other Pacific Islander

Some other race

Two or more races

## HISPANIC OR LATINO AND RACE (Census Table DP05)

Total population

Hispanic or Latino (of any race)

Not Hispanic or Latino

## HEALTH INSURANCE COVERAGE (Census Table DP03)







NYULH LI Women's Wellness Clinic - Scoping Sheet 2

GEO_ID	NAME	DP03_0119PE	DP03_0119PM	DP03_0062E	DP03_0062M	DP03_0074PE	DP03_0074PM	DP03_0005PE	DP03_0005PM	DP02_0067PE	DP02_0067PM	DP04_0058PE
--------	------	-------------	-------------	------------	------------	-------------	-------------	-------------	-------------	-------------	-------------	-------------